

FusionBeads.com Susan Lenart Kazmer Bezel Template

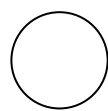
Instructions:

These templates are designed to help you create decorative inserts for our collection of Susan Lenart Kazmer's Bezel pendants. Follow these easy steps:


Print the template onto cardstock. Cut out the center of the desired frame using an art knife. Place the template over your selected image, and trace the outline of the frame. When you cut out the image, it will be sized perfectly to fit the collage pendant. For step-by-step photos and instructions on these and other techniques, visit FusionBeads.com and select Beading Techniques from the top navigation bar.



11mm



13mm



26mm



29.5x16mm



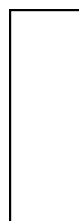
12x12mm



17x11mm



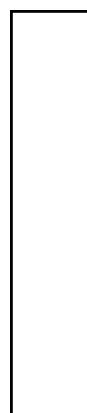
13x5.5mm



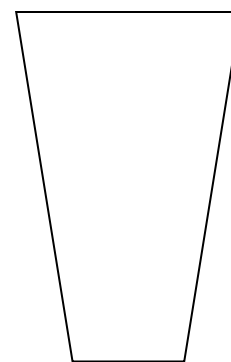
28.5x9.5mm



29x6mm



53.5x10.5mm



46.5x30mm