

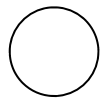
## FusionBeads.com Sterling Silver Bezel Template

### Instructions:

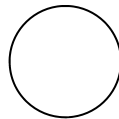
These templates are designed to help you create decorative inserts for our collection of sterling silver bezel links and pendants. Follow these easy steps:

Print the template onto cardstock. Cut out the center of the desired frame using an art knife. Place the template over your selected image, and trace the outline of the frame. When you cut out the image, it will be sized perfectly to fit the collage pendant. For step-by-step photos and instructions on these and other techniques, visit [FusionBeads.com](http://FusionBeads.com) and select Beading Techniques from the top navigation bar.

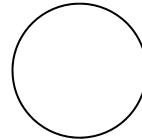
\*These specific sizes are also available as a paper punch.




12mm  
2/5 inch




15mm\*  
1/2 inch  
Use with  
CR0548




18mm\*  
5/8 inch  
Use with  
CR0545



20mm\*  
3/4 inch  
Use with  
CR0544



25mm\*  
7/8 inch  
Use with  
CR0543



30mm\*  
1 1/8 inch  
Use with  
CR0542