

Loving You by FusionBeads.com



Approximate finished length: 1.75 inches

Beads and other products needed for one pair of earrings:

- 8 - 4mm Light Rose Swarovski Crystal Round Beads (04RD0105)
- 8 - 4mm Rose Swarovski Crystal Round Beads (04RD0106)
- 8 - 4mm Fuchsia Swarovski Crystal Round Beads (04RD0108)
- 2 - 12.5mm Antique Silver Plated Pewter Mini Hammered Heart Stamping Pendants by Nunn Design (PE3552)
- 1 pair - 30mm Silver Plated Base Metal Beading Hoops (BM2993)

Tools needed to complete the earrings:

Chain nose pliers

Beading Techniques needed to complete the earrings:

None

Instructions to complete “Loving You” earrings:

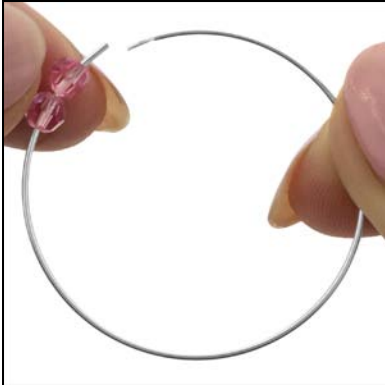
Step 1

String these beads in the following sequence onto one beading hoop:

2 – 4mm Light Rose round beads

2 – 4mm Rose round beads

2 – 4mm Fuchsia round beads

**Step 2**

String one heart charm onto the beading hoop.



Step 3

String these beads onto the beading hoop:

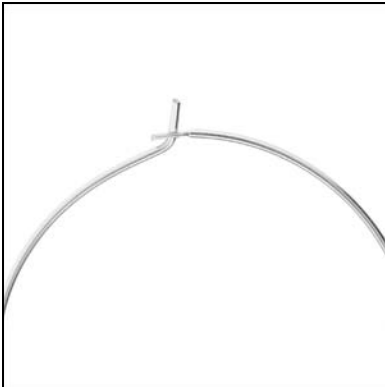

2 – 4mm Fuchsia round beads

2 – 4mm Rose round beads

2 – 4mm Light Rose round beads

**Step 4**

Using chain nose pliers, bend the end of the straight side of the beading hoop at a slight angle to catch the loop on the opposite side.



Step 5

Repeat Steps 1 – 4 for the second earring.



*For step-by-step photos and instructions on these and other techniques, visit FusionBeads.com and select **Beading Techniques** from the top navigation bar. You'll find more *Inspiration jewelry ideas* at FusionBeads.com!*